

190mm

272mm



LM-P01 LAVALIER MICROPHONE

Thank you for choosing relacart products.

Important tips

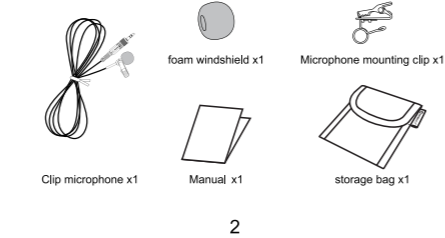
- Please read this user guide carefully. Please keep the user guide when handing over the product to others for use, be sure to attach this user guide. Please pay attention to all warning tips and follow all instructions in the user guide. Warning: Do not place this product in a place with corrosive chemicals to avoid corrosion of the product, which may cause product failure. Please use a soft cloth or dry cloth to clean the product. This product belongs to precision instruments, please avoid falling, collision or pounding. Keep the product away from liquids. Liquid entering the product may cause electrical short circuits or damage the structure. Please keep the product in a dry, clean and dust-free environment. Please contact authorized maintenance personnel when maintenance is needed. There are precision electronic circuits in this product. Unauthorized disassembly without permission causes malfunctions, which are not covered by the company's warranty, but users can pay for repairs. This product has obtained RoHS and CE certification. Please refer to the relevant national standards for use and operation. Product damage caused by improper use and operation is not covered by the warranty, but users can pay for repairs. This user guide is formulated based on strict testing by our company. The design and specifications are subject to change without notice.

1

Product Introduction

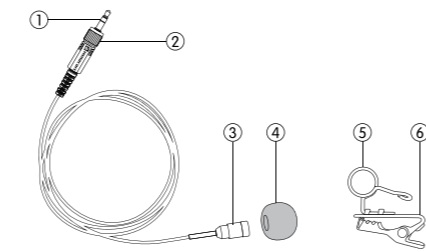
Relacart LM-P01 is a very light and convenient omnidirectional lavalier microphone with a pure copper gold-plated straight head and a fixing ring. It can provide broadcast-quality recording with close-range pickup, suitable for application in noisy environments. It can be directly connected to various wireless systems or SLR cameras and other equipment. LM-P01 has the characteristics of pure, clear audio and noise-reducing. The user-friendly omnidirectional pickup mode and the smallest appearance make it an important tool for vlog, podcast, interview, drama, speech and any other that requires high-quality recording but not revealing the microphone. The omnidirectional pickup pattern and lavalier effectively reduce background noise and improve the recording quality of mobile devices. The included high-density spray-proof foam windshield ensures that high-quality recordings can be obtained in harsh environments. 1.2m and 6m length options, can be used in various scenes.

Packing List



2

LM-P01 Parts Guide



- 3. 3.5mm TRS connector 4. Removable Pop shield 2. Tighten the nut 5. Microphone mounting clip 3. Microphone pickup 6. Lapel clip

Things you might want to know: After a lot of our tests, we found that a few recording devices may not be compatible with this product due to different interface standards. If necessary, we will continue to update the device compatibility list on the official website. See the official website address for details: http://www.relacart.com

3

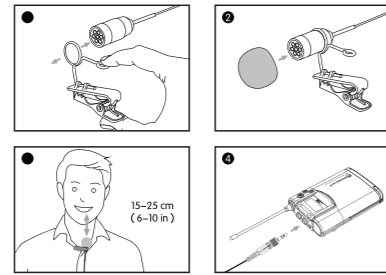
Specifications

Model: LM-P01 S/N: >65dB Frequency Response: 50Hz-20KHz Impedance: 2.2KΩ Capsule Dimension: Ø7.5X18mm Sensitivity: -39dB±2dB (0dB=1Pa) Directivity: Omnidirectional Microphone Connector: Gold-plated straight head, 3.5mm TRS interface with nut Diameter of cable: Ø2mm Length: 1.2m / 6m

\* If you have any inquiries or questions about your Relacart product, please contact us directly: http://www.relacart.com/contact

6

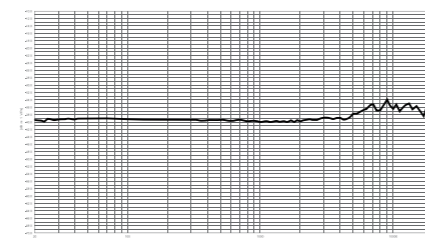
Using the Microphone



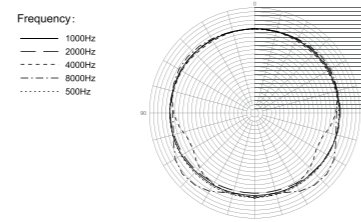
- 1. To fit your LM-P01 onto clothing and connect to your wireless system or recording device, mount the LM-P01 into the provided lapel clip. Hold the clip between two fingers, with one finger pressing down on the end of the wire loop. This will create enough leeway to insert your LM-P01 through the wire. 2. Install the supplied snug-fit windshield by sliding it over the microphone capsule. (Note: Do not pull the windshield too tightly over the microphone. Leave a small space inside the windshield to allow for air movement.) 3. Attach the microphone to a shirt or other garment using the supplied tie clip. For best results, the microphone should be 15-25 cm (6-10 in.) away from the mouth. 4. Plug the 3.5 mm (1/8") plug into your wireless system or recording device.

4

Frequency Response



Polar Pattern



5



LM-P01 領夾式話筒

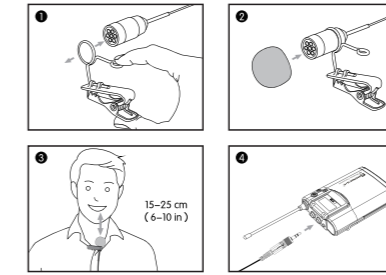
感谢您选择 relacart 产品。

重要提示

- 请认真阅读本使用指南。请妥善保管使用指南，将产品交给他人使用时，请务必附带本使用指南。请注意所有警告提示并遵守使用指南内的所有指令。警告：请勿将本产品放置在有腐蚀性化学物质的地方，以免产品受到腐蚀，被腐蚀可能引起产品故障。请用软布、干布清洁本产品。本产品属于精密仪器，请避免使用时掉落、碰撞或重击。请保持产品远离液体，液体进入产品可能会导致电子短路或破坏结构。请将本产品保存在干燥、干净、无尘的环境中。需要维修时请联系授权的维修人员。本产品内有精密电子线路。未经许可擅自拆卸导致故障，不在本公司保修范围内，但用户可以付费维修。本产品已经过RoHS和CE认证，请参考相关国家标准使用和操作。因使用操作不当而造成产品损坏，不在保修范围内，但用户可以付费维修。此使用指南依据本公司严格测试制定。设计和规格如有变更，恕不另外通知。

7

使用话筒



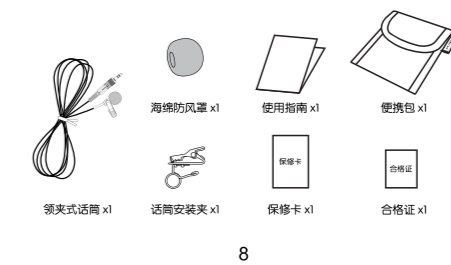
- 1. 要把您的 LM-P01 装在衣服上并连接到您的无线系统或录音设备上，可以把它安装在提供的翻领夹上。用两根手指夹住夹子，用一根手指压住线环的末端。这将创造足够的空间，以插入您的 LM-P01 通过电线。 2. 安装附送的紧密贴合防风罩需要将其滑动套在话筒拾音头上。(注意：不要在话筒上将防风罩拉得过于严密。在防风罩内留下一个较小的空间，以确保空气流动。) 3. 使用附送的固定夹将话筒固定在衬衫或其他衣服上。若要获得最佳效果，话筒离嘴应距离在15-25厘米(6-10英寸)。 4. 将3.5毫米(1/8英寸)插头插入您的无线系统或录音设备。

10

产品简介

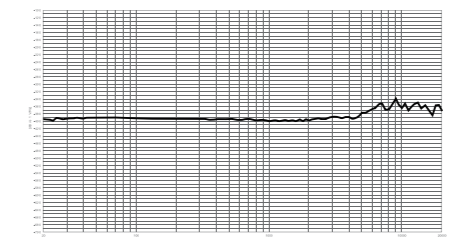
relacart LM-P01是一款非常轻巧简便、纯铜镀金直头带固定环的全指向性领夹式话筒，可以提供近距离拾音的广播级质量录音，适用于嘈杂环境中的场景。可直接接到各类无线系统或单反相机等设备。LM-P01具有纯净、清晰的音频和降低噪音的特点，用户友好的全指向拾音模式和最小的外形使其成为视频博客、播客、采访、戏剧、演讲和其他任何需要高质量录音但不显露话筒时的重要工具。全指向型拾音模式和领夹，有效减少了背景噪声，提高了移动设备的录音质量。随附的高密度防喷海绵防风罩，确保在恶劣环境下也能获得高品质的录音效果。1.2米和6米两种长度选择，能在各种场景使用。

包装清单

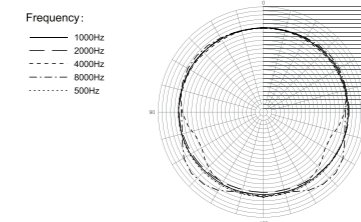


8

频率响应

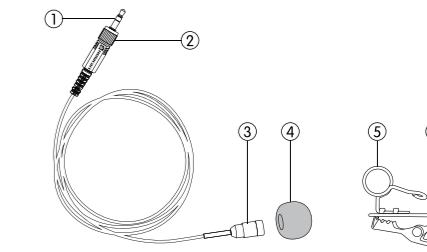


指向性图



11

LM-P01 配件指南



- 1. 3.5mm TRS接头 2. 紧固螺母 3. 话筒拾音头 4. 可拆卸防风罩 5. 话筒安装夹 6. 衣领夹

您可能想知道的事项：经过我们的大量测试，我们发现少数录音设备可能因接口标准不同，而不兼容本产品。如有必要，我们会持续在官网更新设备兼容性清单。详见官网地址：http://www.relacart.com

9

技术规格

型号: LM-P01 信噪比: >65dB 频率响应: 50Hz-20KHz 阻抗: 2.2KΩ 咪头尺寸: Ø7.5X18mm 灵敏度: -39dB±2dB (0dB=1Pa) 方向性: 全指向 插头: 镀金直头, 3.5mm TRS接口带螺母 线径: Ø2mm (黑色半亮面) 线长: 1.2m / 6m

\* 如果您的relacart产品出现任何问题或有任何疑问，请直接与我们联系：http://www.relacart.cn/contact

12

双页：272 x 190mm,100克书写纸 红色框：说明书尺寸大小 红色虚线：折叠位置（风琴折，再对折）